



MAGICGLASS SERIES THERMOSTAT



square



rectangular

Control panel as an addition to the RCX master module. The room thermostat in noble real glass design with integrated temperature sensor.

	Standard	Optional
Non-contact operation	Touch sensor	<ul style="list-style-type: none"> ▪ Key (...) ▪ Knobs (Rondo Series)
Number of Keys	4	Integration in combo screen
Color selection	Black, white	RAL colors, motif printing
Features	<ul style="list-style-type: none"> ▪ Real-time temperature control, ▪ Three ventilation levels ▪ Selectable ▪ Automatic mode for ventilation ▪ Selectable On / Off switch 	
Technical Data Thermostat		
Temperature range	15-30 °C in 1 °C steps	
Temperature display	set point or control range span	
Display	LED brightness adjustable (interface)	
Voltage/Power consumption	12 V DC / 3 VA	
Housing protection	IP 40	
Temperature sensor	Standard in housing	external
Assembly	Wall mounting directly on flush-mounted box	

Errors and modifications reserved.

Messerschmitt Systems GmbH • Zentrale Nürnberg • Laufamholzstraße 452 • D-90482 Nürnberg • Telefon +49 (911) 91 999 0 • Fax +49 (911) 91 999 22
 Niederlassung Werk Zella-Mehlis • Meiningener Straße 33 • D-98544 Zella-Mehlis • Telefon +49 (3682) 854 0 • Fax +49 (3682) 854 22

Messerschmitt Systems GmbH • Zentrale Nürnberg • Laufamholzstraße 452 • D-90482 Nürnberg • Telefon +49 (911) 91 999 0 • Fax +49 (911) 91 999 22
 Niederlassung Werk Zella-Mehlis • Meiningener Straße 33 • D-98544 Zella-Mehlis • Telefon +49 (3682) 854 0 • Fax +49 (3682) 854 22

Specifics

Dimensions

with screen:
95 x 95 mm / 150 x 95 mm

without screen:
75 x 75 mm / 140 x 75 mm

Weight

with screen square 140 g
with screen rectangular 280 g

Protection class

IP 40

Power supply / operating voltage

with screen square 140 g
with screen rectangular 280 g

Power consumption

max. 150 mA

Heat output

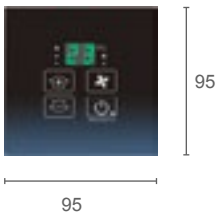
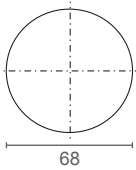
Temperature range

15 - 40 °C

square

DIMENSIONS (IN MM)

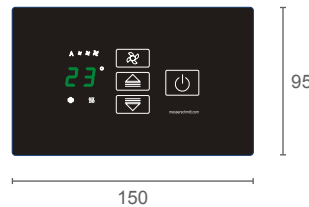
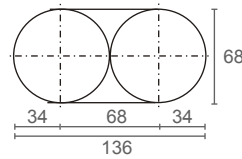
Drill dimensions
(for cavity wall sockets)



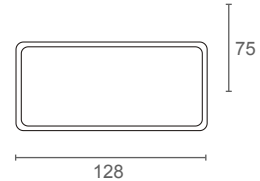
rectangular

DIMENSIONS (IN MM)

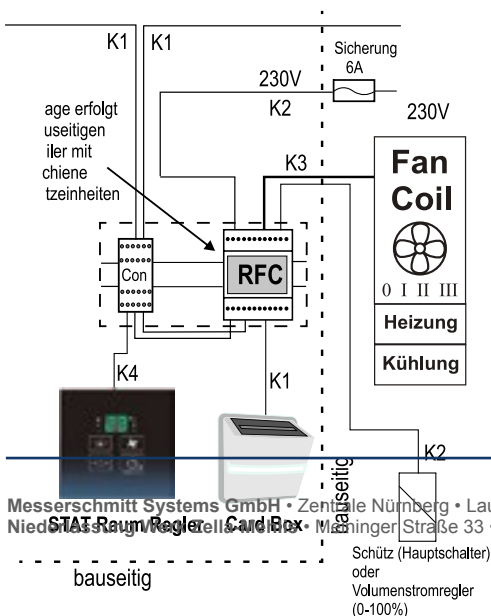
Drill dimensions
(for cavity wall sockets)



Installation dimensions (for
flushing mounting)



WIRING DIAGRAM (EXAMPLE)



WIRING DIAGRAM (EXAMPLE)

